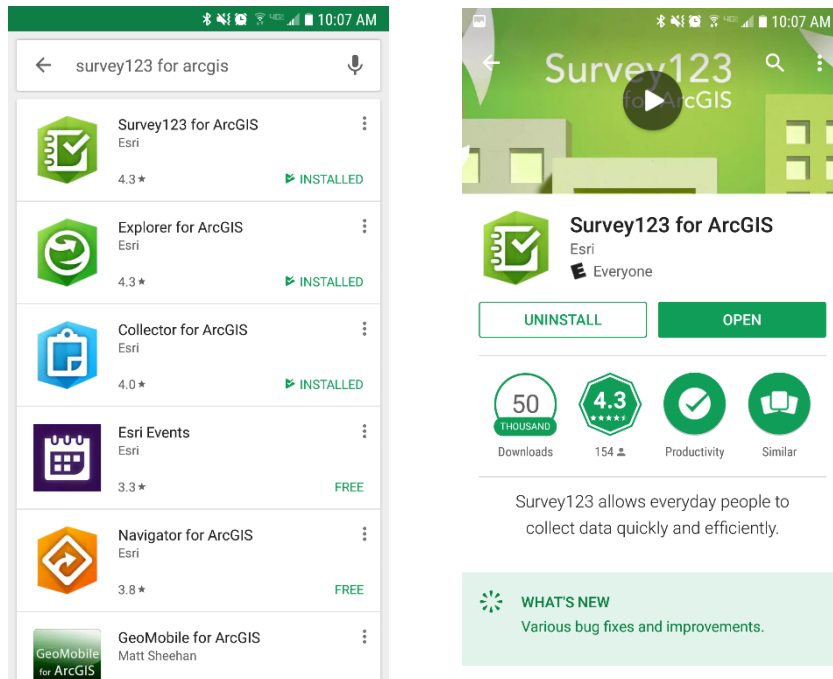


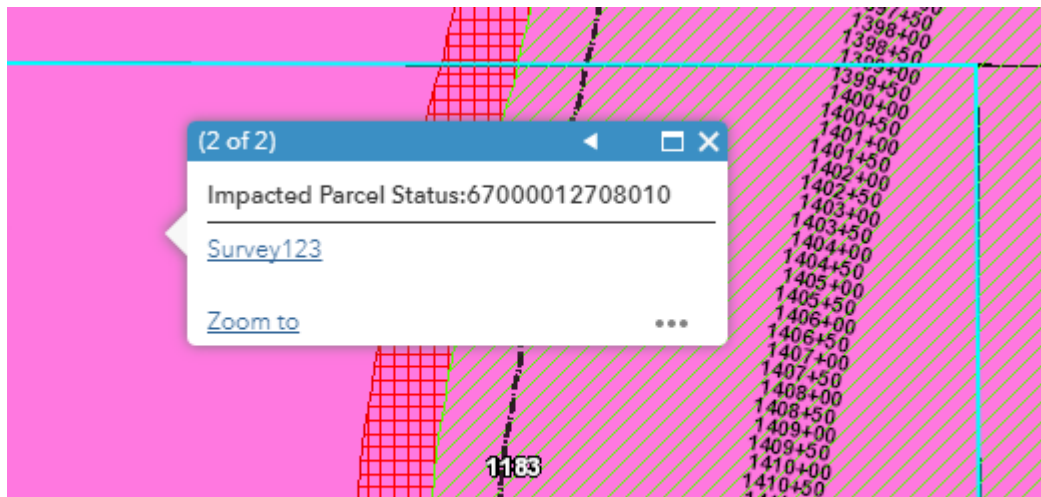
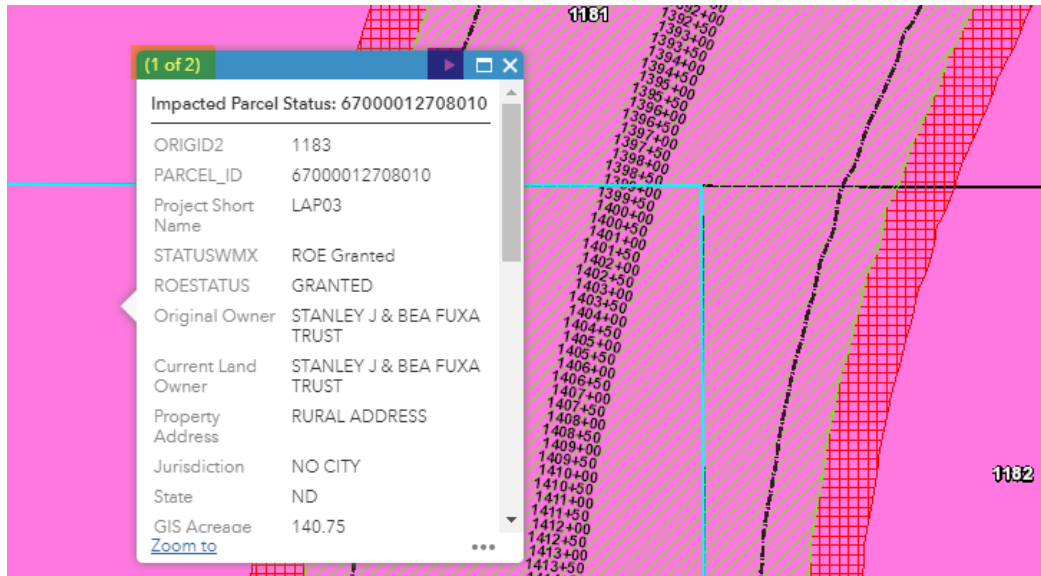
Downloading the Survey123 App onto Your Mobile Device

1. Navigate to your device's app store. Search for Survey123 for ArcGIS and download the application.



2. Once the app is installed, navigate to the FM Diversion web map in a web browser on your device
(<http://ae2s.maps.arcgis.com/apps/webappviewer/index.html?id=11d672691a354d25a2f32efaf50a9b0f>).

- Zoom to a parcel and select it so the pop up window appears. Notice the (1 of 2) in the top left corner of the pop up window. Select the arrow on the top right of this window and a Survey123 hyperlink will appear and in the top left corner (2 of 2) will be shown.



- Click on the Survey123 hyperlink, which will launch the Survey123 app with the Correspondence Survey Form. From this point forward, you can access the survey form by opening up the Survey123 app itself or navigating through the web map by the process described above.